

M&G (Lux) Positive Impact Fund

EUR Class C – Accumulation shares



Monthly Fund Review as at 31 May 2025

Marketing Communication - for investment professionals only

Highlights

- In May, the fund's overweight to healthcare had a particularly negative impact on relative returns. Though to a lesser extent, stockpicking in technology and the fund's underweight to this sector also dented relative performance. In contrast, stockpicking in financials and industrials boosted relative performance, as did the fund's overweight to industrials.
- Key detractors from relative performance included UnitedHealth and Becton Dickinson. UnitedHealth's share price declined after the resignation of its CEO and the suspension of its guidance announcement. The US health insurer has been afflicted by a number of issues in the past year – of which these are the latest. The top contributors to relative performance were Johnson Controls and ALK-Abelló. During the month, the former released better-than-expected quarterly results and increased its 2025 guidance.

The main risks associated with this fund

The value and income from the fund's assets will go down as well as up. This will cause the value of your investment to fall as well as rise. There is no guarantee that the fund will achieve its objective and you may get back less than you originally invested.

The fund holds a small number of investments, and therefore a fall in the value of a single investment may have a greater impact than if it held a larger number of investments.

The fund can be exposed to different currencies. Movements in currency exchange rates may adversely affect the value of your investment.

Investing in this fund means acquiring units or shares in a fund, and not in a given underlying asset such as building or shares of a company, as these are only the underlying assets owned by the fund.

Further risk factors that apply to the fund can be found in the fund's Prospectus.

Key information

Fund manager(s)	John William Olsen
Fund manager tenure from	29 November 2018
Deputy fund manager(s)	Thembeke Stemela
ISIN	LU1854107577
Launch date of fund	29 November 2018
Launch of share class	29 November 2018
Fund size (millions)	€ 108,50
Fund type	SICAV
Benchmark	MSCI ACWI Net Return Index
Sector	Morningstar Global Flex-Cap Equity sector
Number of companies	36
Portfolio turnover over 12 months	16,69%
SFDR Article Classification	9
Recommended Holding Period	5 years


Charges

Maximum entry charge	1,25%
Management fees and other costs	0,98%
Transaction costs	0,08%

Risk characteristics

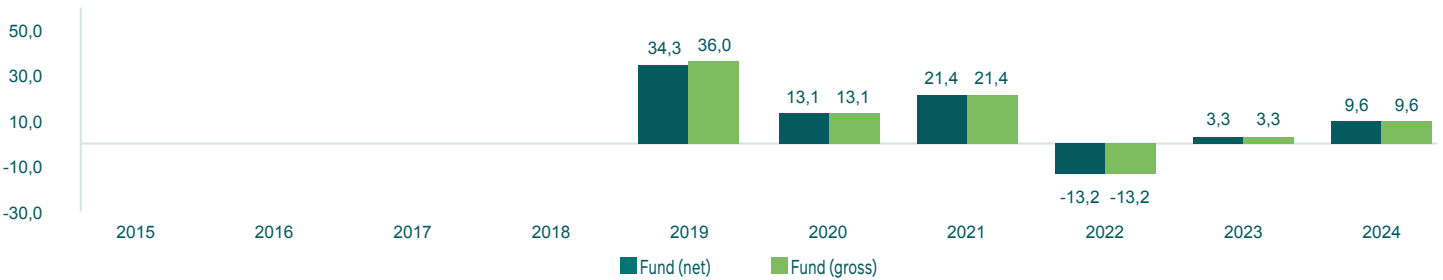
As at 31/05/2025	Fund
Alpha (%)	-8,08
Information ratio	-1,06
Sharpe Ratio	-0,01
Historic tracking error (%)	8,46
Beta	0,98
Standard deviation (%)	16,28
Forecast tracking error (active risk, %)	7,15
Active share (%)	98,22

Fund ratings as at 31 May 2025

Morningstar Medalist Rating™	Analyst-Driven %	★★
 Bronze	55	
	Data Coverage %	
	98	
Overall Morningstar rating		
Source of Morningstar ratings: Morningstar		
Ratings should not be taken as a recommendation.		

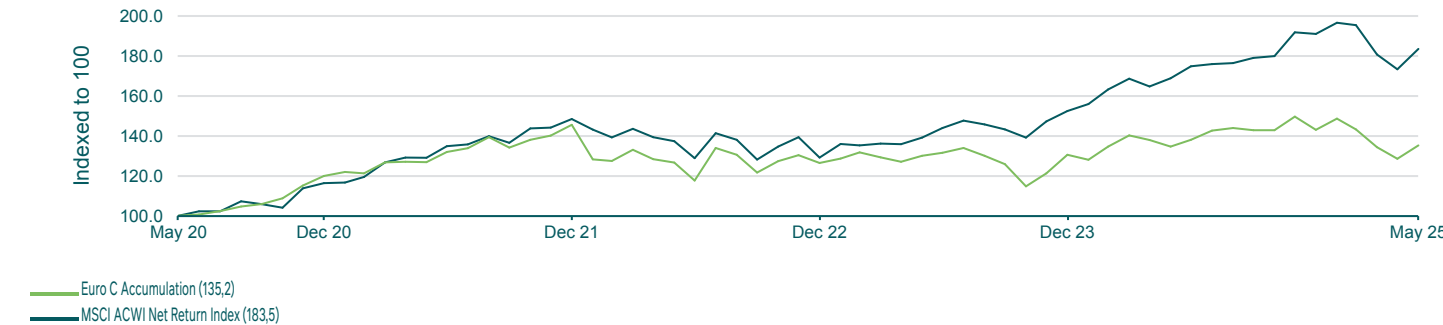
Past performance is not a guide to future performance.

Single year performance (10 years)



Gross = performance after fees but **before** any entry charge is taken into account.
Net = performance after fees but **after** any entry charge has been taken into account.
The maximum allowable entry charge of 1,25% (i.e. €12,50 for an investment of €1000) is deducted in the first investment year. This means the gross/net figures differ solely in that year. Other charges may reduce performance.

Performance since launch



Fund performance (10 years)

	1 month	3 months	YTD to QTR end	YTD	1 year	3 years p.a.	5 years p.a.	10 years p.a.
Euro C Accumulation	5,2%	-5,6%	-6,1%	-5,4%	0,5%	2,2%	6,2%	-
MSCI ACWI Net Return Index	5,9%	-6,1%	-5,4%	-3,9%	8,7%	10,1%	12,9%	-
Sector	5,8%	-4,2%	-4,4%	-2,2%	3,7%	5,4%	9,3%	-

The benchmark is a comparator against which the fund's performance can be measured. It is a net return index which includes dividends after the deduction of withholding taxes. The index has been chosen as the fund's benchmark as it best reflects the scope of the fund's investment policy. The benchmark is used solely to measure the fund's performance and does not constrain the fund's portfolio construction.
The fund is actively managed. The investment manager has complete freedom in choosing which investments to buy, hold and sell in the fund. The fund's holdings may deviate significantly from the benchmark's constituents.

Source: Morningstar, Inc and M&G, as at 31 May 2025. Returns are calculated on a price to price basis with income reinvested. Benchmark returns stated in EUR terms.

Performance charts © 2025 Morningstar Inc., All Rights Reserved. The information contained within: (1) is proprietary to Morningstar and/or its content providers; (2) may not be copied or distributed; and (3) is not warranted to be accurate, complete or timely. Neither Morningstar nor its content providers are responsible for any damages or losses arising from any use of this information. Past performance is not a guide to future performance.

Sustainable Development Goal breakdown (%)

	Fund
SDG9: Industry, Innovation and Infrastructure	34,1
SDG3: Good Health and Well-being	26,8
SDG8: Decent Work and Economic Growth	12,7
SDG12: Responsible Consumption and Production	12,1
SDG11: Sustainable Cities and Communities	6,7
SDG5: Gender Equality	2,0
SDG6: Clean Water and Sanitation	2,0
SDG7: Affordable and Clean Energy	1,9
Cash	1,6

The 17 United Nations Sustainable Development Goals (SDGs) are a universal call to action to end poverty, protect the planet and ensure that all people enjoy peace and prosperity. Fund holdings are assigned a primary SDG most closely aligned with a company's intended impact, although they may also touch on other SDGs.

Industry breakdown (%)

	Fund	Index	Relative weight
Industrials	28,6	11,0	17,6
Health care	26,8	9,1	17,7
Financials	14,8	17,9	-3,2
Information technology	13,3	24,8	-11,5
Consumer discretionary	7,1	10,7	-3,6
Materials	3,1	3,5	-0,4
Utilities	1,9	2,7	-0,8
Communication services	1,7	8,4	-6,7
Real Estate	1,0	2,0	-1,0
Consumer staples	0,0	6,2	-6,2
Energy	0,0	3,6	-3,6
Other	0,0	0,1	-0,1
Cash	1,6	0,0	1,6

Largest overweights (%)

	Fund	Index	Relative weight
Johnson Controls International	5,8	0,1	5,7
Schneider Electric	5,8	0,2	5,6
Republic Services	5,7	0,1	5,6
HDFC Bank	5,6	0,2	5,4
Ansys	5,2	0,0	5,1
Bank of Georgia Group	4,8	0,0	4,8
Brambles	4,4	0,0	4,4
Quest Diagnostics Incorporated	4,4	0,0	4,4
ALK Abello	3,9	0,0	3,9
Ebay	3,3	0,0	3,3

Largest holdings (%)

	Fund
Johnson Controls International	5,8
Schneider Electric	5,8
Republic Services	5,7
HDFC Bank	5,6
Ansys	5,2
Bank of Georgia Group	4,8
Brambles	4,4
Quest Diagnostics Incorporated	4,4
ALK Abello	3,9
Novo Nordisk	3,5

Geographical breakdown (%)

	Fund	Index	Relative weight
US	57,1	64,6	-7,5
Europe	29,1	15,0	14,1
Developed Asia	9,1	9,8	-0,6
Emerging markets	3,0	7,7	-4,7
Other	0,0	2,9	-2,9
Cash	1,6	0,0	1,6

Largest underweights (%)

	Fund	Index	Relative weight
Nvidia Corporation	0,0	4,1	-4,1
Microsoft	0,0	4,0	-4,0
Apple	0,0	3,7	-3,7
Amazon	0,0	2,4	-2,4
Alphabet	0,0	2,3	-2,3
Meta Platforms	0,0	1,8	-1,8
Broadcom	0,0	1,3	-1,3
Tesla	0,0	1,2	-1,2
Taiwan Semiconductor	0,0	1,0	-1,0
JP Morgan	0,0	0,9	-0,9

Company type breakdown (%)

	Fund
Pioneer	33,8
Enabler	33,3
Leader	31,3
Cash	1,6

Pioneers: companies whose products or services have a transformational effect on society or the environment; Enablers: companies that provide tools for others to deliver positive social or environmental impact; Leaders: companies that spearhead and normalise sustainability and impact in their industry.

Capitalisation breakdown (%)

	Fund	Index	Relative weight
Mega cap (> \$50bn)	37,0	74,2	-37,2
Large cap (\$10 - \$50bn)	35,4	22,8	12,6
Mid cap (\$2 - \$10bn)	20,6	3,0	17,6
Small cap (< \$2bn)	5,4	0,0	5,4
Other	0,0	0,1	-0,1
Cash	1,6	0,0	1,6

Impact area breakdown (%)

	Fund
Environmental solutions	26,9
Better Health	26,8
Social inclusion	23,6
Circular economy	17,8
Climate action	1,9
Better work conditions	1,4
Cash	1,6

The fund invests in companies focused on several key impact/solutions areas, shown above, mapped against the UN Sustainable Goals.

Fund codes and charges

Share class	ISIN	Bloomberg	WKN code	Share class launch date	Management fees and other costs	Historic yield	Minimum initial investment	Minimum top up investment
Euro A Acc	LU1854107221	MGPIEAA LX	A2JQM4	29/11/2018	1,98%	-	€1.000	€75
Euro A Inc	LU1854107148	MGPIEAD LX	A2JQM3	29/11/2018	1,98%	1,51%	€1.000	€75
Euro C Acc	LU1854107577	MGPIECA LX	A2JQM6	29/11/2018	0,98%	-	€500.000	€50.000
Euro C Inc	LU1854107494	MGPIECD LX	A2JQM5	29/11/2018	0,98%	1,50%	€500.000	€50.000
Euro CI Acc	LU1854107650	MGPIECI LX	A2JQM7	29/11/2018	0,94%	-	€500.000	€50.000
Euro L Acc	LU1854107734	MGPIELA LX	A2JQM8	29/11/2018	0,52%	-	€20.000.000	€50.000
Euro LI Acc	LU1854107908	MGPIELI LX	A2JQM9	29/11/2018	0,49%	-	€20.000.000	€50.000

Management fees and other administrative or operating costs figures disclosed above include direct costs to the fund, such as the annual management charge (AMC), administration charge and custodian charge, as well as portfolio transaction costs. They are based on expenses for the period ending 31 March 2025. Any ongoing costs figure with * indicates an estimate. Not all costs are presented. The fund's annual report for each financial year will include details of the exact charges. Please note that not all of the share classes listed above might be available in your country. Please see the 'Important information' at the end of this document, the fund's Prospectus and the KID for more information on the risks associated with this fund and which share classes are available for which product and which investor type.

Approach to responsible investment

	Yes	No	N/A
ESG integration	✓		
Additional ESG specifications	✓		
Exclusions	✓		
Cluster munitions & anti personnel landmines	✓		
Other exclusions or restrictions	✓		
Voting	✓		
Engagement	✓		

Please see glossary for further explanation of these terms.

SFDR Article Classification: Article 9 fund. The decision to invest in this fund should be based on all objectives and characteristics and not solely its non-financial objectives and characteristics.

Climate metrics

	Weighted Average Carbon Intensity (tCO ₂ e /US\$m sales)	Coverage by portfolio weight (%)
Euro C Accumulation	93,40	100,00%
Benchmark	114,60	99,67%

Source: We use a variety of data sources to gather and map the carbon emissions of our funds. This allows for data gaps from some data providers on some issuers. We currently use MSCI as our main third-party data provider for carbon intensity data as we consider its coverage to be the broadest of the current providers.

ESG Standard Glossary

Additional ESG specifications: In the context of M&G, these are funds that are managed in accordance with specific ESG criteria or, where relevant, with an explicit ESG objective. They will have a number of minimum exclusions in place.

Engagement: Interaction with company management on various financial and non-financial, including ESG, issues. Engagement allows investors to better understand how a company is undertaking its operations and how it is interacting with its stakeholders, as well as advising on and influencing company behaviour and disclosures where appropriate.

ESG integration: Describes the explicit and systematic inclusion of Environmental, Social and Governance factors in investment analysis and investment decisions. It underpins a responsible investment approach, and allows investors to better manage risk and generate sustainable, long-term returns.

Exclusions: The exclusion or restriction of investments based on the sector in which they operate, the products or services they provide or for other specific criteria, i.e. they are deemed to be in breach of the United Nations Global Compact principles on human rights, labour the environment and anti-corruption.

Voting: As the partial owners of a company, shareholders have the right to vote on resolutions put forward at a company's annual general meeting. These resolutions include the re-election of directors, executive remuneration and business strategy, among others, and may include resolutions put forward by shareholders.

Explanation of our climate metrics

The Weighted Average Carbon Intensity (WACI) is the metric used to report our funds' carbon emissions. It is a measure of how much CO₂ is being emitted per US\$ million of sales by each company that the fund invests in. This can be used to determine the likely effect a company is having on the environment. It can also help to compare the impact different companies have on the environment, and to compare companies against the broad market or the financial benchmark for the fund. However, this metric does not take into account the difference in carbon characteristics among sectors.

The WACI metric is one of many greenhouse gas emissions data points, each offering a different aspect of analysis on climate impact. M&G have selected this metric as it is applicable to multi-asset, equity and fixed income funds and it is aligned to the recommendations from the Taskforce for Climate Related Financial Disclosures (TCFD). It has also been chosen to align with M&G's groupwide target of transparency when it comes to the disclosure of climate emissions.

For the avoidance of doubt, this fund is not managed to a carbon emission objective and, the benchmark WACI (should funds have a benchmark) has been included for information purposes only.

ESG Accreditations



The 'Towards Sustainability' label was developed by Febelfin, the Federation of the Belgian Financial Sector, and is awarded by the Central Labelling Agency (CLA). The label means that the fund adheres to the highest quality standards for sustainable and socially responsible financial products. More information on the label can be found at www.towardssustainability.be

Fund description

The fund aims to provide combined capital growth and income that is higher than that of the global stockmarket (as measured by the MSCI ACWI Net Return Index) over any five-year period; and to invest in companies having a positive impact on society through addressing the world's major social and/or environmental challenges. At least 80% of the fund is invested in the shares of companies from anywhere in the world, including emerging markets. The fund usually holds shares in fewer than 40 companies. The fund invests in securities that meet the ESG criteria, applying an exclusionary approach, in addition to its sustainable investment strategy in pursuit of the sustainable investment objective, as described in the prospectus. The fund's recommended holding period is five years.

Important information

The M&G (Lux) Positive Impact Fund is a sub-fund of M&G (Lux) Investment Funds 1.
The Morningstar Overall Rating based on the fund's Euro Class C shares. Copyright © 2025 Morningstar UK Limited. All Rights Reserved. Ratings should not be taken as recommendation.
For Investment Professionals only. Not for onward distribution. No other persons should rely on any information contained within.
English copies of the Instrument of Incorporation, Prospectus, annual or interim Investment Report and Financial Statements, plus the Prospectus and Key Information Document/s in German, are available free of charge in paper form from M&G Luxembourg S.A., German branch, mainBuilding, Taunusanlage 19, 60325 Frankfurt am Main and from www.mandg.de.
Before subscribing investors should read the Key Information Document and the Prospectus, which includes a description of the investment risks relating to these funds. M&G Luxembourg S.A. may decide at any time to terminate the arrangements made for the marketing of the funds in Germany.
Complaints handling information and summary of investors' rights are available in German from www.mandg.com/investments/professional-investor/de-de/complaints-dealing-process
This financial promotion is issued by M&G Luxembourg S.A. Registered Office: 16, boulevard Royal, L-2449, Luxembourg.

Contact

Germany
www.mandg.com/investments/de

Glossary

This glossary provides an explanation of terms used in this factsheet. It may include terms that do not apply to this fund.

Accumulation shares: A type of share where distributions are automatically reinvested and reflected in the value of the shares.

Asset allocation: Allocating a portfolio's assets according to risk tolerance and investment goals.

Asset-backed securities: Bonds (fixed income securities) backed by assets that produce cashflows, such as mortgage loans, credit card receivables and auto loans.

Benchmark (Constraint): The portfolio must replicate the securities contained in the benchmark and their weights. The benchmark can be an index or a sector. Depending on the fund's mandate, the managers can replicate the positions directly or via derivatives, which are instruments whose value is derived from that of an underlying security or pool of securities.

Benchmark (Target): A benchmark, such as an index or sector, which the fund managers aim to match or exceed. The managers have freedom in choosing the securities and strategy by which they do so.

Benchmark: Measure, such as an index or sector, against which a portfolio's performance is judged.

Benchmark (Comparator): The fund managers choose the benchmark, which may be an index or a sector, as a comparator for the fund's performance, but they do not have to replicate its composition. The benchmark is not used for any other purpose, such as, for example, to serve as a reference when setting performance fees.

Bond: A loan in the form of a security, usually issued by a government or company. It normally pays a fixed rate of interest (also known as a coupon) over a given time period, at the end of which the initial amount borrowed is repaid.

Cash equivalents: Deposits or investments with similar characteristics to cash.

Consumer prices index (CPI): An index used to measure inflation, or the rate at which prices for a basket of goods and services bought by households change.

The contents of the basket are meant to be representative of products and services consumers typically spend money on, and are updated regularly.

Convertible bonds: Fixed income securities (bonds) that can be exchanged for predetermined amounts of company shares at certain times during their life.

Corporate bonds: Fixed income securities issued by a company. They are also known as bonds and can offer higher interest payments than bonds issued by governments as they are often considered more risky. Also referred to by investors as "credit."

Coupon: The interest paid by the government or company that has raised a loan by selling bonds. It is usually a fixed amount, calculated as a percentage of the total loan and paid out at regular intervals.

Credit default swap (CDS): An insurance-like contract that allows an investor to transfer the default risk of a bond to another investor. The buyer of the CDS pays regular premiums to the seller, who has to reimburse the buyer in the event of the underlying bond defaulting. A CDS is a type of derivative – a financial instrument whose value and price is dependent on the underlying asset.

Credit rating agency: A company that analyses the financial strength of issuers of fixed income securities (bonds) and attaches a rating to their debt. Examples include Standard & Poor's, Moody's and Fitch.

Derivatives: Financial instruments whose value and price depend on one or more underlying assets. Derivatives can be used to gain exposure to, or to help protect against, expected changes in the value of the underlying investments. Derivatives may be traded on a regulated exchange or directly between two parties (over the counter).

Distribution yield: The amount that is expected to be distributed by the fund over the next 12 months expressed as a percentage of the share price as at a certain date. It is based on the expected gross income from the current portfolio calculated in accordance with the fund's distribution policies less the ongoing charges where they are deducted from income.

Dividend yield: Annual income distributed by a company as a percentage of its share price as at a certain date.

Duration: A measure of the sensitivity of a fixed income security (bond) or bond fund to changes in interest rates. The longer a bond or bond fund's duration, the more sensitive it is to interest rate movements.

Emerging economy or market: Country in the process of catching up with developed economies, with rapid growth and increasing industrialisation. Investments in emerging markets are generally considered to be riskier than those in developed markets.

Equities: Shares of ownership in a company. They offer investors participation in the company's potential profits, but also the risk of losing all their investment if the company goes bankrupt.

Ex-dividend, ex-distribution or xd date: The date on which declared distributions officially belong to underlying investors. On the XD date, the stock's price usually falls by the amount of the dividend, reflecting the payout.

Exposure: The proportion of a fund invested in a particular share/fixed income security/index, sector/region, usually expressed as a percentage of the overall fund.

Fixed income security: A loan in the form of a security, usually issued by a government or company, which normally pays a fixed rate of interest over a given time period, at the end of which the initial amount borrowed is repaid. Also referred to as a bond.

Floating rate notes (FRNs): Securities whose interest (income) payments are periodically adjusted depending on the change in a reference interest rate.

Gilts: Fixed income securities issued by the UK government. They are called gilts because they used to be issued on gilt-edged paper.

Government bonds: Loans issued in the form of fixed income securities by governments. They normally pay a fixed rate of interest over a given time period,

at the end of which the initial investment is repaid.

Hard currency (bonds): Fixed income securities (bonds) denominated in a highly traded, relatively stable international currency, rather than in the bond issuer's local currency. Bonds issued in a more stable hard currency, such as the US dollar, can be more attractive to investors where there are concerns that the local currency could lose value over time, eroding the value of bonds and their income.

Hedging: A method of reducing unnecessary or unintended risk.

High yield bonds: Loans taken out in the form of fixed income securities issued by companies with a low credit rating from a recognised credit rating agency. They are considered to be at higher risk of default than better-quality, higher-rated fixed income securities, but they have the potential for higher rewards. Default means that a bond issuer is unable to meet interest payments or repay the initial amount borrowed at the end of a security's life.

Historic yield: The historic yield reflects distributions declared over the past 12 months as a percentage of the share price as at the date shown.

Income shares: A type of share where distributions (also called dividends) are paid out as cash on the payment date.

Index-linked bonds: Fixed income securities where both the value of the loan and the interest payments are adjusted in line with inflation over the life of the security. Also referred to as inflation-linked bonds.

Investment association (IA): The UK trade body that represents fund managers. It works with investment managers, liaising with government on matters of taxation and regulation, and also aims to help investors understand the industry and the investment options available to them.

Investment grade bonds: Fixed income securities issued by a government or company with a medium or high credit rating from a recognised credit rating agency. They are considered to be at lower risk of default than those issued by issuers with lower credit ratings. Default means that a borrower is unable to meet interest payments or repay the initial investment amount at the end of a security's life.

Leverage: When referring to a company, leverage is the level of a company's debt in relation to its assets. A company with significantly more debt than capital is considered to be leveraged. It can also refer to a fund that borrows money or uses derivatives to magnify an investment position.

Local currency bonds: Bonds denominated in the currency of the issuer's country, rather than in a highly traded international 'hard' currency, such as the US dollar.

The value of local currency bonds tends to fluctuate more than that of bonds issued in a hard currency, as these currencies tend to be less stable.

Long position (exposure): Holding a security in the expectation that its value will rise.

Maturity: The length of time until the initial amount invested in a fixed income security is due to be repaid to the holder of the security.

Modified duration: A measure of the sensitivity of a bond, or bond fund, to changes in interest rates, expressed in years. The longer a bond or bond fund's duration, the more sensitive it is to interest rate movements.

Near cash: Deposits or investments with similar characteristics to cash.

Net asset value (NAV): The current value of the fund's assets minus its liabilities.

Ongoing charge figure: The ongoing charge figure represents the operating costs investors can reasonably expect to pay under normal circumstances.

Open-ended investment company (OEIC): A type of managed fund whose value is directly linked to the value of the fund's underlying investments. The fund creates or cancels shares depending on whether investors want to redeem or purchase them.

Options: Financial contracts that offer the right, but not the obligation, to buy or sell an asset at a given price on or before a given date in the future.

Payment date: The date on which distributions will be paid by the fund to investors, usually the last business day of the month.

Physical assets: An item of value that has tangible existence; for example cash, equipment, inventory or real estate. Physical assets can also refer to securities, such as company shares or fixed income securities.

Property expense ratio: Property expenses are the operating expenses that relate to the management of the property assets in the portfolio. These include: insurance and rates, rent review and lease renewal costs and maintenance and repairs, but not improvements. They depend on the level of activity taking place within the fund. The Property Expense Ratio is the ratio of property expenses to the fund's net asset value.

Retail prices index (RPI): A UK inflation index that measures the rate of change of prices for a basket of goods and services in the UK, including mortgage payments and council tax.

Share class hedging: Activities undertaken in respect of hedged shares to mitigate the impact on performance of exchange rate movements between the fund's currency exposure and the investor's chosen currency.

Share class: Type of fund shares held by investors in a fund (share classes differ by levels of charge and/or by other features such as hedging against currency risk). Each M&G fund has different share classes, such as A, R and I. Each has a different level of charges and minimum investment. Details on charges and minimum investments can be found in the fund's Prospectus.

Share: An ownership stake in a company, usually in the form of a security. Also called equity. Shares offer investors participation in the company's potential profits, but also the risk of losing all their investment if the company goes bankrupt.

Short position (exposure): A way for an investor to express their view that the market might fall in value.

SICAV: In French, it stands for société d'investissement à capital variable. It is the western European version of an open-ended collective investment fund, much like

an OEIC. Common in Luxembourg, Switzerland, Italy and France, and regulated by regulators in the European Union.

Swap: A swap is a derivative contract where two parties agree to exchange separate streams of cashflows. A common type of swap is an interest rate swap, where one party swaps cashflows based on variable interest rates for those based on a fixed interest rate, to hedge against interest rate risk.

UCITS: Stands for Undertakings for Collective Investments in Transferable Securities. This is the European regulatory framework for an investment vehicle that can be marketed across the European Union and is designed to enhance the single market in financial assets while maintaining high levels of investor protection.

Underlying yield: The amount that is expected to be earned by the fund over the next 12 months expressed as a percentage of the share price as at a certain date. It is based on the expected gross income from the current portfolio calculated in accordance with the fund's accounting policies less all ongoing charges.

Unit trust: A type of managed fund whose value is directly linked to the value of the fund's underlying investments and which is structured as a trust, rather than as a company.

United Nations Global Compact: A United Nations initiative to encourage businesses worldwide to adopt sustainable and socially responsible policies and to report on their implementation.

Valuation: The worth of an asset or company, based on the present value of the cashflows it will generate.

Yield: This refers to either the interest received from a fixed income security or to the dividends received from a share. It is usually expressed as a percentage based on the investment's costs, its current market value or its face value. Dividends represent a share in the profits of a company and are paid out to the company's shareholders at set times of the year.